



CHŁODNICTWO

# Części zamienne do kostkarek: MIGEL



GASTROPARTS Sp. J.

Klonowica 37  
87-100 Toruń  
tel. +48 56 657 00 68  
fax +48 56 657 00 67  
gastroparts@gastroparts.pl





## thermostats

## bi-metal thermostats

## safety bi-metal thermostats



<b>Part No.</b>	390959	<b>Ref. No.</b>	1LT021 2LT135
<b>description</b>	bi-metal safety thermostat switch-off temp. 60°C 1-pole connection F6.3		
<b>For models:</b>	KF165, KF35, KF75, KL101, KL18, KL21, KL31, KL41, KL51, KL71, KP30, KP40, KP50, KP60, KP70, KP90		

## refrigeration thermostats

## RANCO

## K22 series

RANCO



<b>Part No.</b>	390207	<b>Ref. No.</b>	1LT018 1LT020
<b>description</b>	thermostat RANCO type K22L2030 probe ø 2mm probe Lmm capillary pipe 2000mm temperature range -13 up to -4°C		
<b>For models:</b>	KF165, KF35, KF75, KL101, KL18, KL21, KL31, KL41, KL51, KL71, KP30, KP40, KP50, KP60, KP70, KP90		

RANCO



<b>Part No.</b>	390961	<b>Ref. No.</b>	1LT112
<b>description</b>	thermostat RANCO type K22L2082 probe ø 2mm probe Lmm capillary pipe 2000mm for ice maker		

## K55 series

RANCO



<b>Part No.</b>	390210	<b>Ref. No.</b>	N/A
<b>description</b>	thermostat RANCO type K55L1042 capillary pipe 1100mm temperature range +1.7 up to +9.5°C probe ø10x110mm		

## K59 series

RANCO



<b>Part No.</b>	390960	<b>Ref. No.</b>	1LT019
<b>description</b>	thermostat RANCO type K59L1045 probe ø 2mm probe Lmm capillary pipe 2000mm icemaker		
<b>For models:</b>	KF165, KF35, KF75		

## switches and momentary switches

## float switches



<b>Part No.</b>	403479	<b>Ref. No.</b>	2SL001
<b>description</b>	float switch 1CO 250V 4A F6.3		
<b>For models:</b>	KP30, KP40, KP50, KP60, KP70, KP90		

## touch sensitive light switches



<b>Part No.</b>	403481	<b>Ref. No.</b>	1LT066
<b>description</b>	light barrier receiver for ice maker		
<b>For models:</b>	KF1000, KF250, KF2500, KF500		



<b>Part No.</b>	403480	<b>Ref. No.</b>	1LT065
<b>description</b>	light barrier transmitter for ice maker		
<b>For models:</b>	KF1000, KF250, KF2500, KF500		



## relays

### power relays

#### with bracket mounting



1

<b>Part No.</b>	380312	<b>Ref. No.</b>	1LT080
<b>description</b>	power relays FINDER 230VAC 10A 3CO connection male faston 4.8mm bracket mounting dimensions 52x32.2x36.5mm manuf. no. 60.63.8.230.0000		
<b>For models:</b>	KP30, KP40, KP50, KP60, KP70, KP90		



1

<b>Part No.</b>	380185	<b>Ref. No.</b>	1LT028
<b>description</b>	power relays Italiana Relè 230VAC 30A 1NO connection F6.3 bracket mounting dimensions 36.5x32.2x51.8mm manuf. no. A10-230AC-FA		
<b>For models:</b>	KF165, KF35, KF75		

## probes

### producer-specific probes

#### probes



1

<b>Part No.</b>	377000	<b>Ref. No.</b>	1LT067
<b>description</b>	probe PTC 1kOhm cable silicone probe -50 up to +150°C cable -50 up to +180°C connection 2-wire thread probe ø6x50mm cable length 1.2m		
<b>For models:</b>	KF1000, KF250, KF2500, KF500		

## electronics

### PCBs



1

<b>Part No.</b>	360678	<b>Ref. No.</b>	1LT199
<b>description</b>	timer PCB MIGEL		

## solenoïd valves

### solenoïd valves (water)

#### ELBI



1

<b>Part No.</b>	373013	<b>Ref. No.</b>	2DR064
<b>description</b>	solenoid valve single 230VAC inlet 3/4" outlet 11.5mm input/min output 2.5l/min DN10		
<b>For models:</b>	KL101, KL71, KP30, KP40, KP50, KP60, KP70, KP90		

#### ELTEK



1


<b>Part No.</b>	370780	<b>Ref. No.</b>	2DR067
<b>description</b>	solenoid valve double straight 230VAC inlet 3/4 outlet 11.5mm input 7l/min output 1x1.2-1x2.5l/min DN10 ELTEK		
<b>For models:</b>	KL101, KL71, KP30, KP40, KP50, KP60, KP70, KP90		



1

<b>Part No.</b>	370781	<b>Ref. No.</b>	2DR027
<b>description</b>	solenoid valve double straight 230VAC inlet 3/4 outlet 11.5mm input 7l/min output/min DN10 ELTEK		
<b>For models:</b>	KL101, KL71		




			
<b>Part No.</b>	370779	<b>Ref. No.</b>	2DR025
<b>description</b>	solenoid valve single straight 230VAC inlet 3/4 outlet 11.5mm input 7l/min output 1.2l/min DN10 ELTEK		
<b>For models:</b>	KF165, KF35, KF75, KL18, KL21, KL31, KL41, KL51		

## RPE

## solenoid valves with reducers



## 2-fold



			
<b>Part No.</b>	370835	<b>Ref. No.</b>	2DR026
<b>description</b>	solenoid valve double straight 230VAC inlet 3/4 outlet 10.5mm input 7l/min output 2x1.2l/min DN10 t.max. 90°C RPE		
<b>For models:</b>	KL18, KL21, KL31, KL41, KL51		


## solenoid valves (refrigeration)

## PARKER

## valves

			
<b>Part No.</b>	370782	<b>Ref. No.</b>	1RF123
<b>description</b>	solenoid valve 230V connection 16mm soldering connection PARKER refrigeration straight		
<b>For models:</b>	KL101, KL31, KL41, KL51, KL71		
<b>spare parts for</b>	370782		
	<b>Part No.</b>	371033	<b>Ref. No.</b> —
	solenoid coil PARKER 230VAC 9VA coil type YB09 with cable seat ø 14mm		

			
<b>Part No.</b>	370783	<b>Ref. No.</b>	1RF185
<b>description</b>	solenoid valve 230V connection 6mm soldering connection PARKER refrigeration angled		
<b>spare parts for</b>	370783		
	<b>Part No.</b>	371033	<b>Ref. No.</b> —
	solenoid coil PARKER 230VAC 9VA coil type YB09 with cable seat ø 14mm		


			
<b>Part No.</b>	370784	<b>Ref. No.</b>	1RF112
<b>description</b>	solenoid valve 230V connection 6mm soldering connection PARKER refrigeration straight		
<b>For models:</b>	KL18, KL21		


## pressure switches

## for refrigeration

## RANCO

## DWFK series

			
<b>Part No.</b>	542133	<b>Ref. No.</b>	1LT075 1LT136 ACB2UA574W
<b>description</b>	pressure control pressure range 9-10bar switching diff. 1bar type ACB-2UA574W		
<b>For models:</b>	KL18		

			
<b>Part No.</b>	542132	<b>Ref. No.</b>	1LT093
<b>description</b>	pressure control vertical pressure range 17-19bar switching diff. 2bar type NSDHF10A39200 250V 6A		
<b>For models:</b>	KF165, KF250, KF35, KF500, KF75, KL101, KL21, KL31, KL41, KL51, KL71, KP30, KP40, KP50, KP60, KP70, KP90		



## fans

### refrigeration fans

#### refrigeration motors universal

#### miscellaneous



1

<b>Part No.</b>	601524	<b>Ref. No.</b>	1LT094
<b>description</b>	fan motor 35W 230V 50/60Hz L3 153mm W 83mm cable length 1600mm 1300rpm with capacitor capacitor 2.5µF		

## motors

### gear motors

#### for ice-cube maker

#### for paddles



1

<b>Part No.</b>	500407	<b>Ref. No.</b>	1LT078
<b>description</b>	gear motor LIP type 123MR 8W 220/240V voltage AC 50/60Hz 50rpm turn direction counterclockwise shaft ø 4mm shaft intake ø 6.2mm groove width 2.3mm shaft L 8mm shaft ø 4mm W 74mm		
<b>For models:</b>	KP30, KP40, KP50, KP60, KP70, KP90		

#### miscellaneous



1

<b>Part No.</b>	601967	<b>Ref. No.</b>	1LT079
<b>description</b>	gear motor LIP type 123MR 11W 220/240V voltage AC 50/60Hz 1rpm shaft ø 7mm		
<b>For models:</b>	KP50, KP60, KP70, KP90		

## motors

### for ice-cube maker

#### complete



1

<b>Part No.</b>	601968	<b>Ref. No.</b>	1LT027
<b>description</b>	motor 184W 220/240V 50/60Hz 1 phase shaft ø 11mm 1300rpm type 11037703 L 185mm 1.5A 0.184kW		
<b>For models:</b>	KF165, KF250, KF35, KF75		

## pumps

### drain pumps

#### GRE



1

<b>Part No.</b>	500039	<b>Ref. No.</b>	1DR062
<b>description</b>	pump inlet ø 24mm outlet ø 24mm 190W 230V 50Hz GRE		

### pumps for ice machines



1

<b>Part No.</b>	499341	<b>Ref. No.</b>	2DR100 M01
<b>description</b>	pump MIGEL 100W 230V 50Hz inlet ø 23mm outlet ø 25mm L 170mm rotation direction right ice maker		
<b>For models:</b>	KL18, KL21, KL31		



1

<b>Part No.</b>	499003	<b>Ref. No.</b>	1DR037 2DR093
<b>description</b>	pump MIGEL type 100W 230V 50Hz inlet ø 25mm outlet ø 23mm L 170mm rotation direction right for ice maker		
<b>For models:</b>	KL101, KL21, KL31, KL41, KL51, KL71		



1

<b>Part No.</b>	501501	<b>Ref. No.</b>	2DR200
<b>description</b>	pump MIGEL type M01 100W 230V 50Hz inlet ø 23mm outlet ø 25mm L 200mm		
<b>For models:</b>	KL101, KL41, KL51, KL71		

## fuses

### overload switches



1


<b>Part No.</b>	348037	<b>Ref. No.</b>	1LT030
<b>description</b>	overload switch 1-pole drop-away current 1.5A rated 240V nominal 0.05-16A connection male faston 6.3mm with plunger ambient temperature max.°C		
<b>For models:</b>	KF35, KF75		

## equipment-specific units

### for ice-cube maker

#### ice chutes

#### slide grates



1

<b>Part No.</b>	694273	<b>Ref. No.</b>	1CD010
<b>description</b>	slide grate for ice maker L 395mm W 235mm H 30mm		
<b>For models:</b>	KL41, KL51		

#### spray systems

#### MIGEL

#### spray arms



1

<b>Part No.</b>	698516	<b>Ref. No.</b>	2LV016
<b>description</b>	spray arm L 250mm nozzles 6 mounting ø 17mm		
<b>For models:</b>	KL18, KL21		



1

<b>Part No.</b>	698517	<b>Ref. No.</b>	2LV018
<b>description</b>	spray arm L 397mm nozzles 9 mounting ø 17mm		
<b>For models:</b>	KL41, KL51		

#### accessories



1

<b>Part No.</b>	694506	<b>Ref. No.</b>	1CL042 1CL078
<b>description</b>	spray nozzle		
<b>For models:</b>	KL101, KL18, KL21, KL31, KL41, KL51, KL71		



## miscellaneous

## spray arms



1

<b>Part No.</b>	694669	<b>Ref. No.</b>	2LV017
<b>description</b>	spray arm L 330mm nozzles 8		
<b>For models:</b>	KL31		

## pan mechanics

## sumps



1

<b>Part No.</b>	696752	<b>Ref. No.</b>	2CL067
<b>description</b>	sump for ice maker L 200mm W 280mm H 75mm MIGEL		
<b>For models:</b>	KP50, KP60		

## transmission technology and ball bearings

## drive belts

## V-belts

## profile A/13



1

<b>Part No.</b>	698519	<b>Ref. No.</b>	1TR036
<b>description</b>	V-belt belt width 13mm L 700mm H 8mm CODE A27 1/2 profile A/13		
<b>For models:</b>	KF165, KF500		



[www.gastroparts.pl](http://www.gastroparts.pl)



**GASTROPARTS Sp. J.**

Klonowica 37  
87-100 Toruń  
tel. +48 56 657 00 68  
fax +48 56 657 00 67  
[gastroparts@gastroparts.pl](mailto:gastroparts@gastroparts.pl)

